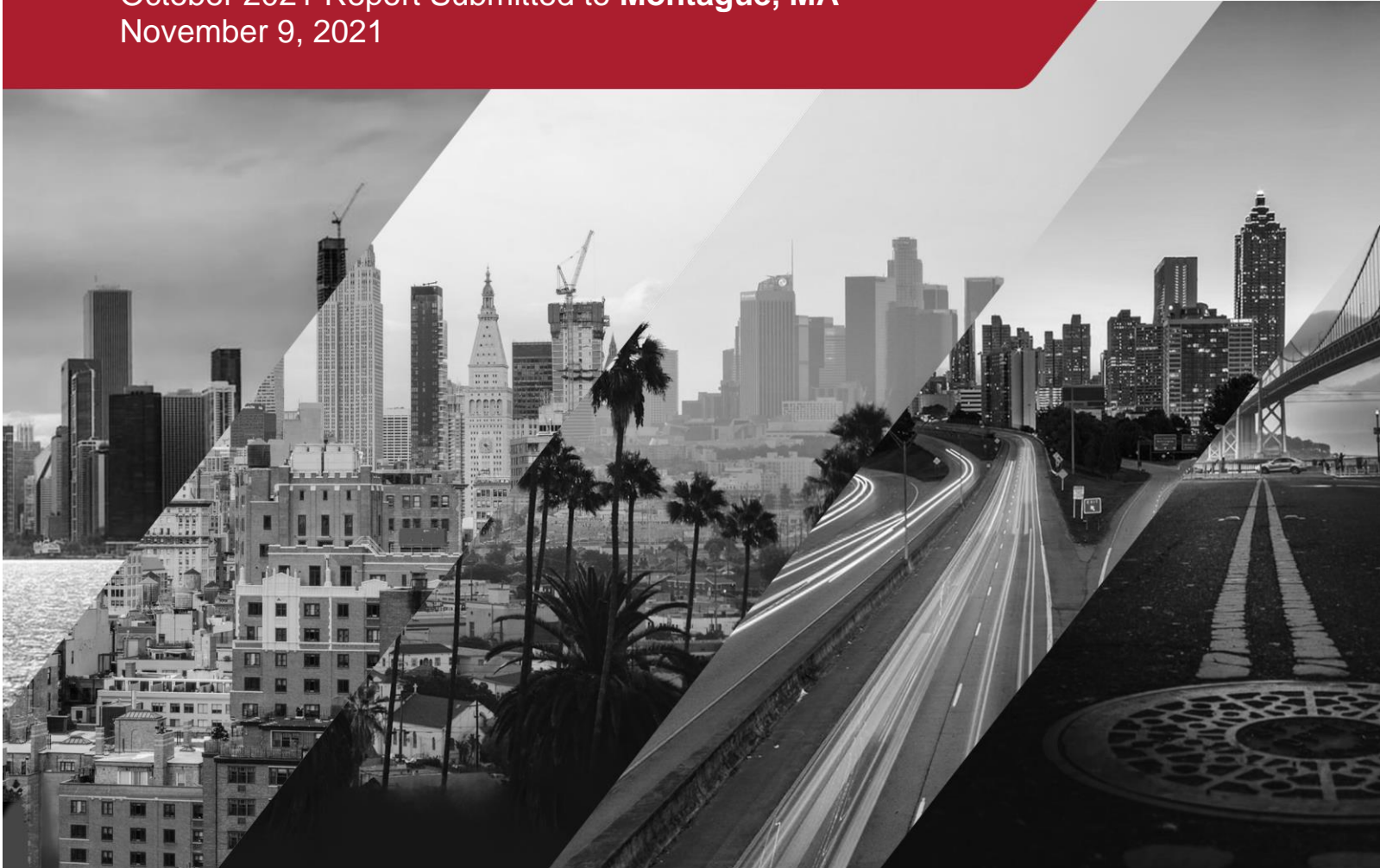


Montague, MA

# Montague, MA

October 2021 Report Submitted to **Montague, MA**  
November 9, 2021



340 The Bridge Street, Suite 204  
Huntsville, AL 35806

800-633-7246  
[www.adsenv.com](http://www.adsenv.com)



November 9, 2021

Chelsey Little, BSBS MPH  
Superintendent  
Montague WPCF

**SUBJECT: Montague, MA**

Dear Ms. Little,

ADS is pleased to submit the report for the Montague, MA completed on behalf of Montague, MA. The metering was conducted at three (3) locations. The study was conducted during the period of Friday, 01 October 2021 to Sunday, 31 October 2021.

The report contains depth, velocity, and quantity hydrographs as well as daily long tables for the metering period. An Excel file containing depth, quantity, and velocity entities for the monitoring location in 5-minute format was provided previously.

In addition, we would be happy to further explain any details about the report that may seem unclear. Should you have any questions or comments, you may contact the Project Manager, Michael Armes at 603-625-1212.

It has been our pleasure to be of service to you in the performance of this project. Thank you for choosing ADS products and services to meet your flow monitoring needs.

Sincerely,

**ADS ENVIRONMENTAL SERVICES**

Melissa Hygom  
Data Manager, Londonderry, NH

Friday, 01 October 2021 to Sunday, 31 October 2021



# Montague, MA

## Prepared For:

REPLACE ENGINEER NAME & TITLE  
Montague, MA  
REPLACE FIRM STREET ADDRESS  
REPLACE FIRM CITY, STATE, ZIP

## Prepared By:



ADS, LLC  
340 The Bridge Street, Suite 204  
Huntsville, AL 35806

## Table of Contents

No table of contents entries found.



# 7th\_L\_CSO

## Site Commentary

### SITE INFORMATION

|      |                    |
|------|--------------------|
| Pipe | Round (14.25 in H) |
| Silt | 0.00 (in)          |

### OBSERVATIONS

Average flow depth, velocity, and quantity data observed during **Friday, 01 October 2021 to Sunday, 31 October 2021**, along with observed minimum and maximum data, are provided in the following table.

No overflows observed for the month of October.

| Observed Flow Conditions |                        |   |                         |
|--------------------------|------------------------|---|-------------------------|
| Item                     | DFINAL (in)            |   | QFINAL (MGD - Total MG) |
| Average                  | 0.94                   | - | 0.087                   |
| Minimum                  | 0.00                   | - | 0.000                   |
| Maximum                  | 4.76                   | - | 1.356                   |
| Min Time                 | 10/11/2021 10:25:00 AM | - | 10/11/2021 10:25:00 AM  |
| Max Time                 | 10/31/2021 5:05:00 AM  | - | 10/11/2021 10:35:00 AM  |

Based upon the quality and consistency of the observed flow depth and velocity data, the Continuity equation was used to calculate flow rate and quantities during the monitoring period.

Values in the Observed Flow Conditions and data on the graphical reports are based on the none average.

### DATA UPTIME

Data uptime observed during **Friday, 01 October 2021 to Sunday, 31 October 2021** is provided in the following table:

| Percent Uptime          |        |
|-------------------------|--------|
| DFINAL (in)             | 60.652 |
|                         | 0      |
| QFINAL (MGD - Total MG) | 60.652 |

# Hydrograph Report

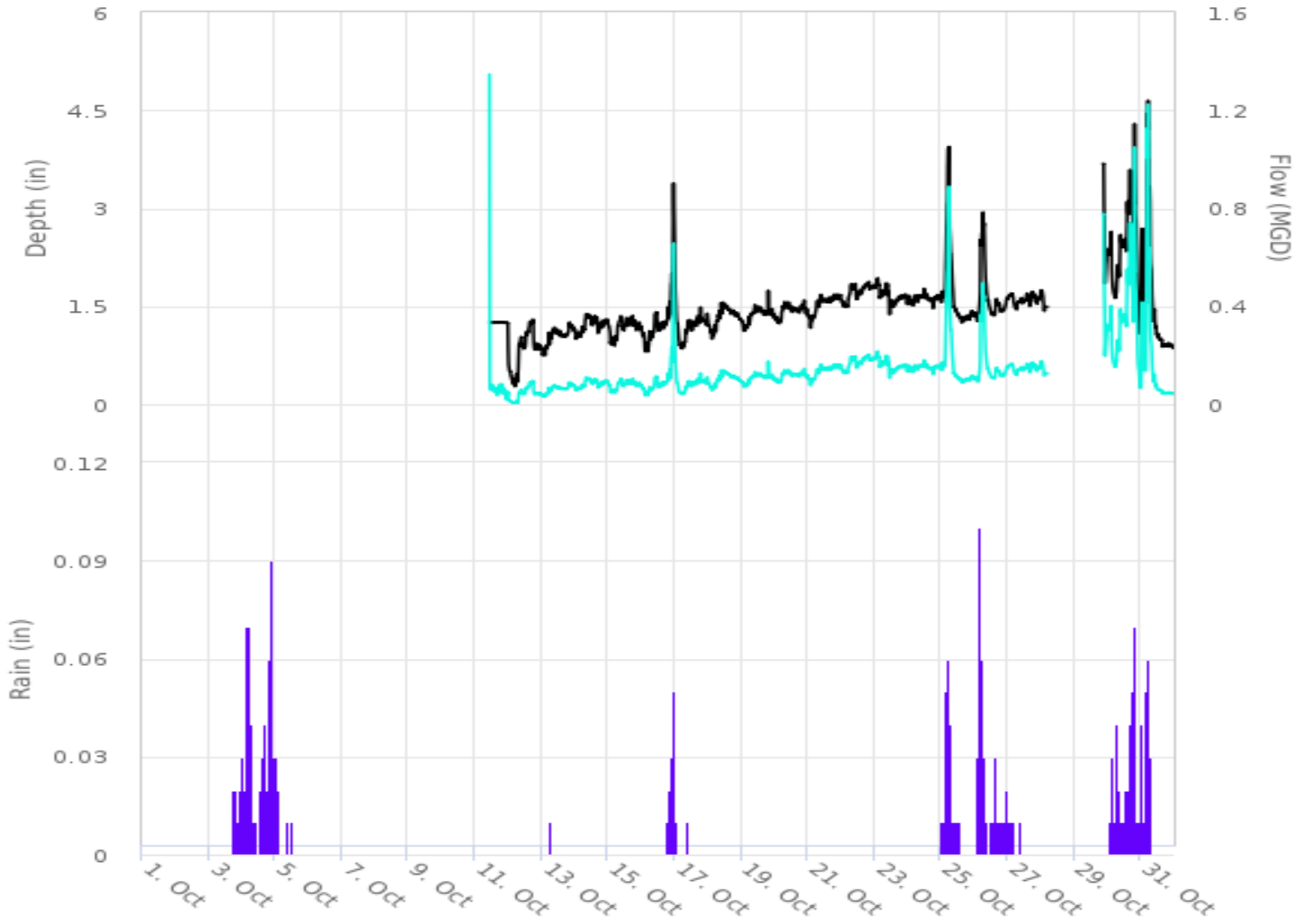
7th\_L\_CSO

**Flow Monitor**  
**7th\_L\_CSO**

Pipe Height  
14.25  
in

**Report Period**  
10/01/2021  
To  
10/31/2021

**Legend**  
— DFINAL  
— QFINAL  
— RAIN FINAL



## Daily Tabular Report

10/01/2021 00:00 - 10/31/2021 23:59

7th\_L\_CSOPipe: Round (14.25 in H), Silt0.00 in

| Date       | DFINAL (in) |      |       |      |      | Time  | Min   | Time  | Max   | Avg   | QFINAL (MGD - Total MG) |      |      |     |     | RAIN FINAL (in) |
|------------|-------------|------|-------|------|------|-------|-------|-------|-------|-------|-------------------------|------|------|-----|-----|-----------------|
|            | Time        | Min  | Time  | Max  | Avg  |       |       |       |       |       | Time                    | Min  | Time | Max | Avg | Total           |
| 10/01/2021 | 00:00       | 0.00 | 00:00 | 0.00 | 0.00 | 00:00 | 0.000 | 00:00 | 0.000 | 0.000 | 0.000                   | -    | -    |     |     |                 |
| 10/02/2021 | 00:00       | 0.00 | 00:00 | 0.00 | 0.00 | 00:00 | 0.000 | 00:00 | 0.000 | 0.000 | 0.000                   | -    | -    |     |     |                 |
| 10/03/2021 | 00:00       | 0.00 | 00:00 | 0.00 | 0.00 | 00:00 | 0.000 | 00:00 | 0.000 | 0.000 | 0.000                   | 0.24 | -    |     |     |                 |
| 10/04/2021 | 00:00       | 0.00 | 00:00 | 0.00 | 0.00 | 00:00 | 0.000 | 00:00 | 0.000 | 0.000 | 0.000                   | 2.01 | -    |     |     |                 |
| 10/05/2021 | 00:00       | 0.00 | 00:00 | 0.00 | 0.00 | 00:00 | 0.000 | 00:00 | 0.000 | 0.000 | 0.000                   | 0.14 | -    |     |     |                 |
| 10/06/2021 | 00:00       | 0.00 | 00:00 | 0.00 | 0.00 | 00:00 | 0.000 | 00:00 | 0.000 | 0.000 | 0.000                   | -    | -    |     |     |                 |
| 10/07/2021 | 00:00       | 0.00 | 00:00 | 0.00 | 0.00 | 00:00 | 0.000 | 00:00 | 0.000 | 0.000 | 0.000                   | -    | -    |     |     |                 |
| 10/08/2021 | 00:00       | 0.00 | 00:00 | 0.00 | 0.00 | 00:00 | 0.000 | 00:00 | 0.000 | 0.000 | 0.000                   | -    | -    |     |     |                 |
| 10/09/2021 | 00:00       | 0.00 | 00:00 | 0.00 | 0.00 | 00:00 | 0.000 | 00:00 | 0.000 | 0.000 | 0.000                   | -    | -    |     |     |                 |
| 10/10/2021 | 00:00       | 0.00 | 00:00 | 0.00 | 0.00 | 00:00 | 0.000 | 00:00 | 0.000 | 0.000 | 0.000                   | -    | -    |     |     |                 |
| 10/11/2021 | 23:10       | 1.24 | 10:30 | 1.25 | 1.25 | 22:30 | 0.011 | 10:35 | 1.356 | 0.083 | 0.047                   | -    | -    |     |     |                 |
| 10/12/2021 | 05:20       | 0.26 | 18:05 | 1.36 | 0.81 | 04:45 | 0.004 | 18:05 | 0.106 | 0.042 | 0.042                   | -    | -    |     |     |                 |
| 10/13/2021 | 00:55       | 0.72 | 20:20 | 1.26 | 1.04 | 00:55 | 0.028 | 20:20 | 0.091 | 0.062 | 0.062                   | 0.01 | -    |     |     |                 |
| 10/14/2021 | 01:00       | 0.98 | 09:00 | 1.40 | 1.21 | 01:00 | 0.054 | 09:00 | 0.112 | 0.084 | 0.084                   | -    | -    |     |     |                 |
| 10/15/2021 | 04:50       | 0.86 | 17:45 | 1.36 | 1.18 | 04:50 | 0.041 | 17:45 | 0.105 | 0.079 | 0.079                   | -    | -    |     |     |                 |
| 10/16/2021 | 02:45       | 0.79 | 23:15 | 3.46 | 1.28 | 02:45 | 0.034 | 23:15 | 0.685 | 0.105 | 0.105                   | 0.36 | -    |     |     |                 |
| 10/17/2021 | 05:00       | 0.85 | 00:00 | 2.75 | 1.21 | 05:05 | 0.040 | 00:00 | 0.435 | 0.086 | 0.086                   | 0.07 | -    |     |     |                 |
| 10/18/2021 | 03:00       | 0.99 | 10:55 | 1.58 | 1.33 | 03:00 | 0.055 | 10:55 | 0.143 | 0.103 | 0.103                   | -    | -    |     |     |                 |
| 10/19/2021 | 02:00       | 1.10 | 19:30 | 1.93 | 1.36 | 02:00 | 0.068 | 19:30 | 0.214 | 0.106 | 0.106                   | -    | -    |     |     |                 |
| 10/20/2021 | 03:00       | 1.23 | 21:30 | 1.61 | 1.43 | 03:00 | 0.086 | 21:30 | 0.148 | 0.117 | 0.117                   | -    | -    |     |     |                 |
| 10/21/2021 | 02:20       | 1.16 | 19:25 | 1.72 | 1.53 | 02:20 | 0.076 | 19:25 | 0.170 | 0.135 | 0.135                   | -    | -    |     |     |                 |
| 10/22/2021 | 02:10       | 1.48 | 20:15 | 1.89 | 1.71 | 02:10 | 0.125 | 20:15 | 0.207 | 0.169 | 0.169                   | -    | -    |     |     |                 |
| 10/23/2021 | 11:15       | 1.33 | 02:25 | 1.93 | 1.67 | 11:15 | 0.100 | 02:25 | 0.216 | 0.161 | 0.161                   | -    | -    |     |     |                 |
| 10/24/2021 | 18:30       | 1.44 | 12:05 | 1.79 | 1.61 | 18:30 | 0.118 | 12:05 | 0.184 | 0.150 | 0.150                   | -    | -    |     |     |                 |
| 10/25/2021 | 15:35       | 1.24 | 06:10 | 4.06 | 1.72 | 15:35 | 0.088 | 06:10 | 0.940 | 0.196 | 0.196                   | 0.72 | -    |     |     |                 |
| 10/26/2021 | 02:25       | 1.25 | 06:25 | 3.03 | 1.64 | 02:25 | 0.089 | 06:25 | 0.529 | 0.165 | 0.165                   | 0.86 | -    |     |     |                 |
| 10/27/2021 | 06:45       | 1.44 | 18:10 | 1.74 | 1.60 | 06:45 | 0.119 | 18:10 | 0.174 | 0.148 | 0.148                   | 0.11 | -    |     |     |                 |
| 10/28/2021 | 02:50       | 1.42 | 00:20 | 1.75 | 1.63 | 02:50 | 0.115 | 00:20 | 0.176 | 0.153 | 0.021                   | -    | -    |     |     |                 |
| 10/29/2021 | 22:30       | 1.80 | 21:05 | 3.68 | 2.63 | 22:30 | 0.187 | 21:05 | 0.776 | 0.426 | 0.052                   | -    | -    |     |     |                 |
| 10/30/2021 | 23:55       | 1.13 | 19:45 | 4.48 | 2.40 | 23:55 | 0.072 | 19:45 | 1.140 | 0.353 | 0.353                   | 0.93 | -    |     |     |                 |
| 10/31/2021 | 23:40       | 0.85 | 05:05 | 4.76 | 1.55 | 23:40 | 0.040 | 05:05 | 1.280 | 0.189 | 0.189                   | 0.58 | -    |     |     |                 |

10/01/2021 00:00 - 10/31/2021 23:59

|         | DFINAL (in) |  | QFINAL (MGD - Total MG) | RAIN FINAL (in) |
|---------|-------------|--|-------------------------|-----------------|
| Total   |             |  | 2.569                   | 6.03            |
| Average | 1.46        |  | 0.136                   |                 |

# Ave\_A\_CSO

## Site Commentary

### SITE INFORMATION

|      |                 |
|------|-----------------|
| Pipe | Round (21 in H) |
| Silt | 0.00 (in)       |

### OBSERVATIONS

Average flow depth, velocity, and quantity data observed during **Friday, 01 October 2021 to Sunday, 31 October 2021**, along with observed minimum and maximum data, are provided in the following table.

No overflows observed for the month of October.

| Observed Flow Conditions |                       |   |                         |
|--------------------------|-----------------------|---|-------------------------|
| Item                     | DFINAL (in)           |   | QFINAL (MGD - Total MG) |
| Average                  | 3.02                  | - | 0.000                   |
| Minimum                  | 1.94                  | - | 0.000                   |
| Maximum                  | 9.24                  | - | 0.000                   |
| Min Time                 | 10/14/2021 2:10:00 AM | - | 10/31/2021 11:55:00 PM  |
| Max Time                 | 10/31/2021 5:40:00 AM | - | 10/01/2021 12:00:00 AM  |

Based upon the quality and consistency of the observed flow depth and velocity data, the Continuity equation was used to calculate flow rate and quantities during the monitoring period.

Values in the Observed Flow Conditions and data on the graphical reports are based on the none average.

### DATA UPTIME

Data uptime observed during **Friday, 01 October 2021 to Sunday, 31 October 2021** is provided in the following table:

| Percent Uptime |     |
|----------------|-----|
| DFINAL (in)    | 100 |
|                |     |
|                |     |

# Hydrograph Report

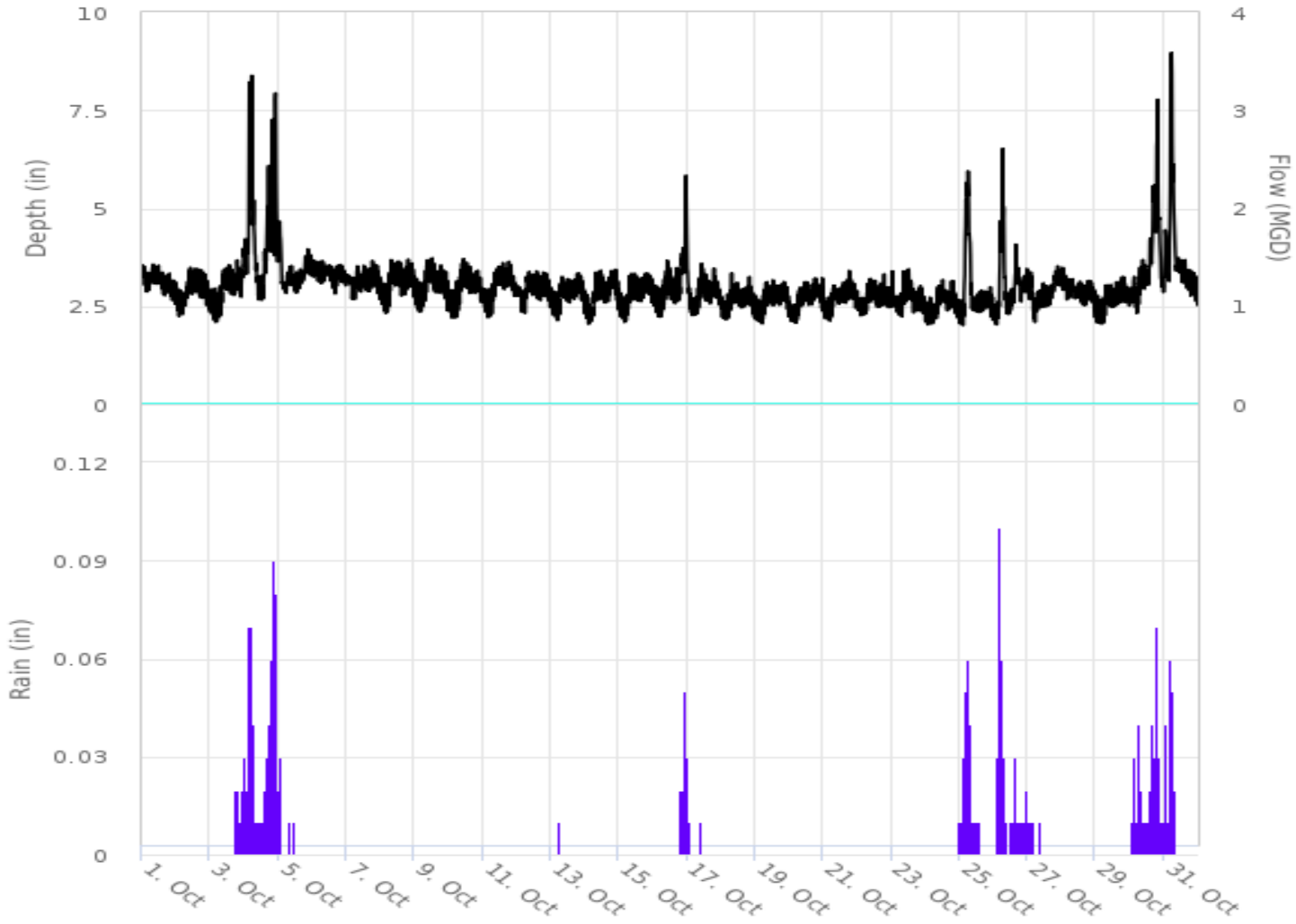
Ave\_A\_CSO

**Flow Monitor**  
**Ave\_A\_CSO**

Pipe Height  
21.00  
in

**Report Period**  
10/01/2021  
To  
10/31/2021

**Legend**  
— DFINAL  
— QFINAL  
— RAIN FINAL





## Daily Tabular Report

10/01/2021 00:00 - 10/31/2021 23:59

Ave\_A\_CSOPipe: Round (21 in H), Silt0.00 in

| Date       | DFINAL (in) |      |       |      |      | QFINAL (MGD - Total MG) |       |       |       |       | RAIN FINAL (in) |      |      |     |     |       |       |
|------------|-------------|------|-------|------|------|-------------------------|-------|-------|-------|-------|-----------------|------|------|-----|-----|-------|-------|
|            | Time        | Min  | Time  | Max  | Avg  | Time                    | Min   | Time  | Max   | Avg   | Time            | Min  | Time | Max | Avg | Total | Total |
| 10/01/2021 | 04:45       | 2.29 | 11:30 | 4.44 | 3.18 | 00:00                   | 0.000 | 00:00 | 0.000 | 0.000 | 0.000           | -    | -    | -   | -   | -     | -     |
| 10/02/2021 | 03:10       | 2.07 | 13:20 | 4.24 | 2.92 | 00:00                   | 0.000 | 00:00 | 0.000 | 0.000 | 0.000           | -    | -    | -   | -   | -     | -     |
| 10/03/2021 | 05:00       | 1.97 | 23:55 | 4.49 | 2.96 | 00:00                   | 0.000 | 00:00 | 0.000 | 0.000 | 0.000           | 0.24 | -    | -   | -   | -     | -     |
| 10/04/2021 | 10:00       | 2.59 | 05:20 | 8.69 | 4.45 | 00:00                   | 0.000 | 00:00 | 0.000 | 0.000 | 0.000           | 2.01 | -    | -   | -   | -     | -     |
| 10/05/2021 | 05:20       | 2.41 | 01:00 | 5.05 | 3.35 | 00:00                   | 0.000 | 00:00 | 0.000 | 0.000 | 0.000           | 0.14 | -    | -   | -   | -     | -     |
| 10/06/2021 | 05:00       | 2.52 | 07:35 | 4.24 | 3.36 | 00:00                   | 0.000 | 00:00 | 0.000 | 0.000 | 0.000           | -    | -    | -   | -   | -     | -     |
| 10/07/2021 | 04:10       | 2.36 | 21:35 | 4.20 | 3.18 | 00:00                   | 0.000 | 00:00 | 0.000 | 0.000 | 0.000           | -    | -    | -   | -   | -     | -     |
| 10/08/2021 | 04:45       | 2.24 | 13:05 | 4.51 | 3.13 | 00:00                   | 0.000 | 00:00 | 0.000 | 0.000 | 0.000           | -    | -    | -   | -   | -     | -     |
| 10/09/2021 | 04:50       | 2.26 | 12:30 | 4.55 | 3.06 | 00:00                   | 0.000 | 00:00 | 0.000 | 0.000 | 0.000           | -    | -    | -   | -   | -     | -     |
| 10/10/2021 | 02:05       | 2.16 | 11:55 | 4.36 | 2.97 | 00:00                   | 0.000 | 00:00 | 0.000 | 0.000 | 0.000           | -    | -    | -   | -   | -     | -     |
| 10/11/2021 | 02:05       | 2.09 | 19:40 | 4.34 | 3.03 | 00:00                   | 0.000 | 00:00 | 0.000 | 0.000 | 0.000           | -    | -    | -   | -   | -     | -     |
| 10/12/2021 | 04:15       | 2.04 | 08:25 | 4.20 | 2.94 | 00:00                   | 0.000 | 00:00 | 0.000 | 0.000 | 0.000           | -    | -    | -   | -   | -     | -     |
| 10/13/2021 | 04:45       | 2.02 | 19:45 | 4.00 | 2.84 | 00:00                   | 0.000 | 00:00 | 0.000 | 0.000 | 0.000           | 0.01 | -    | -   | -   | -     | -     |
| 10/14/2021 | 02:10       | 1.94 | 11:20 | 4.07 | 2.81 | 00:00                   | 0.000 | 00:00 | 0.000 | 0.000 | 0.000           | -    | -    | -   | -   | -     | -     |
| 10/15/2021 | 03:20       | 1.95 | 07:25 | 4.33 | 2.84 | 00:00                   | 0.000 | 00:00 | 0.000 | 0.000 | 0.000           | -    | -    | -   | -   | -     | -     |
| 10/16/2021 | 03:50       | 2.16 | 23:15 | 6.13 | 3.07 | 00:00                   | 0.000 | 00:00 | 0.000 | 0.000 | 0.000           | 0.36 | -    | -   | -   | -     | -     |
| 10/17/2021 | 04:35       | 2.15 | 00:10 | 4.17 | 2.86 | 00:00                   | 0.000 | 00:00 | 0.000 | 0.000 | 0.000           | 0.07 | -    | -   | -   | -     | -     |
| 10/18/2021 | 03:35       | 2.02 | 07:35 | 4.02 | 2.69 | 00:00                   | 0.000 | 00:00 | 0.000 | 0.000 | 0.000           | -    | -    | -   | -   | -     | -     |
| 10/19/2021 | 05:05       | 1.97 | 21:10 | 4.04 | 2.67 | 00:00                   | 0.000 | 00:00 | 0.000 | 0.000 | 0.000           | -    | -    | -   | -   | -     | -     |
| 10/20/2021 | 03:15       | 2.02 | 23:20 | 4.02 | 2.65 | 00:00                   | 0.000 | 00:00 | 0.000 | 0.000 | 0.000           | -    | -    | -   | -   | -     | -     |
| 10/21/2021 | 04:45       | 2.10 | 18:20 | 3.89 | 2.72 | 00:00                   | 0.000 | 00:00 | 0.000 | 0.000 | 0.000           | -    | -    | -   | -   | -     | -     |
| 10/22/2021 | 02:35       | 2.12 | 09:20 | 3.87 | 2.74 | 00:00                   | 0.000 | 00:00 | 0.000 | 0.000 | 0.000           | -    | -    | -   | -   | -     | -     |
| 10/23/2021 | 03:50       | 2.04 | 12:40 | 3.96 | 2.74 | 00:00                   | 0.000 | 00:00 | 0.000 | 0.000 | 0.000           | -    | -    | -   | -   | -     | -     |
| 10/24/2021 | 05:20       | 2.00 | 14:40 | 3.78 | 2.57 | 00:00                   | 0.000 | 00:00 | 0.000 | 0.000 | 0.000           | -    | -    | -   | -   | -     | -     |
| 10/25/2021 | 02:35       | 1.96 | 06:10 | 6.51 | 2.95 | 00:00                   | 0.000 | 00:00 | 0.000 | 0.000 | 0.000           | 0.72 | -    | -   | -   | -     | -     |
| 10/26/2021 | 00:30       | 1.97 | 06:30 | 7.07 | 3.10 | 00:00                   | 0.000 | 00:00 | 0.000 | 0.000 | 0.000           | 0.86 | -    | -   | -   | -     | -     |
| 10/27/2021 | 04:55       | 2.03 | 20:25 | 3.94 | 2.88 | 00:00                   | 0.000 | 00:00 | 0.000 | 0.000 | 0.000           | 0.11 | -    | -   | -   | -     | -     |
| 10/28/2021 | 23:55       | 2.14 | 00:55 | 4.02 | 2.92 | 00:00                   | 0.000 | 00:00 | 0.000 | 0.000 | 0.000           | -    | -    | -   | -   | -     | -     |
| 10/29/2021 | 01:25       | 1.98 | 18:50 | 3.93 | 2.72 | 00:00                   | 0.000 | 00:00 | 0.000 | 0.000 | 0.000           | -    | -    | -   | -   | -     | -     |
| 10/30/2021 | 05:45       | 1.96 | 19:10 | 8.32 | 3.64 | 00:00                   | 0.000 | 00:00 | 0.000 | 0.000 | 0.000           | 0.93 | -    | -   | -   | -     | -     |
| 10/31/2021 | 23:50       | 2.46 | 05:40 | 9.24 | 3.83 | 00:00                   | 0.000 | 00:00 | 0.000 | 0.000 | 0.000           | 0.58 | -    | -   | -   | -     | -     |

10/01/2021 00:00 - 10/31/2021 23:59

|         | DFINAL (in) |  | QFINAL (MGD - Total MG) | RAIN FINAL (in) |
|---------|-------------|--|-------------------------|-----------------|
| Total   |             |  | 0.000                   | 6.03            |
| Average | 3.02        |  | 0.000                   |                 |

# Greenfield\_M1

## Site Commentary

### SITE INFORMATION

|      |                 |
|------|-----------------|
| Pipe | Round (36 in H) |
| Silt | 0.00 (in)       |

### OBSERVATIONS

Average flow depth, velocity, and quantity data observed during **Friday, 01 October 2021 to Sunday, 31 October 2021**, along with observed minimum and maximum data, are provided in the following table.

No overflows observed for the month of October.

| Observed Flow Conditions |                       |   |                         |
|--------------------------|-----------------------|---|-------------------------|
| Item                     | DFINAL (in)           |   | QFINAL (MGD - Total MG) |
| Average                  | 5.10                  | - | 0.889                   |
| Minimum                  | 3.28                  | - | 0.384                   |
| Maximum                  | 22.18                 | - | 3.543                   |
| Min Time                 | 10/18/2021 3:10:00 AM | - | 10/18/2021 3:10:00 AM   |
| Max Time                 | 10/31/2021 6:30:00 AM | - | 10/04/2021 6:40:00 AM   |

Based upon the quality and consistency of the observed flow depth and velocity data, the Continuity equation was used to calculate flow rate and quantities during the monitoring period.

Values in the Observed Flow Conditions and data on the graphical reports are based on the none average.

### DATA UPTIME

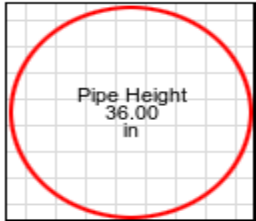
Data uptime observed during **Friday, 01 October 2021 to Sunday, 31 October 2021** is provided in the following table:

| Percent Uptime          |     |
|-------------------------|-----|
| DFINAL (in)             | 100 |
|                         | 0   |
| QFINAL (MGD - Total MG) | 100 |

# Hydrograph Report

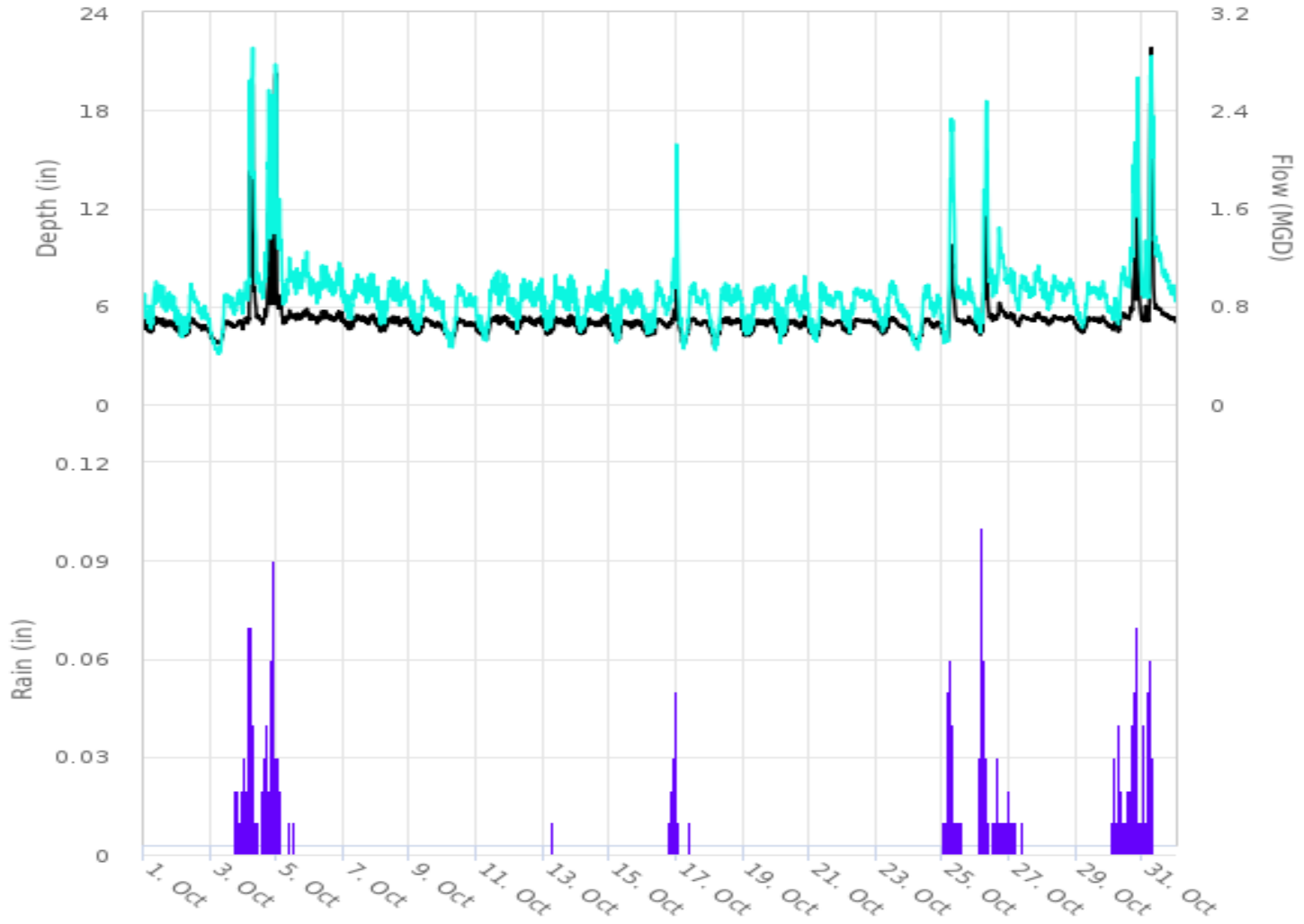
Greenfield\_M1

**Flow Monitor**  
**Greenfield\_M1**



**Report Period**  
10/01/2021  
To  
10/31/2021

**Legend**  
— DFINAL  
— QFINAL  
— RAIN FINAL



## Daily Tabular Report

10/01/2021 00:00 - 10/31/2021 23:59

Greenfield\_M1Pipe: Round (36 in H), Silt0.00 in

| Date       | DFINAL (in) |      |       |       |      | QFINAL (MGD - Total MG) |       |       |       |       | RAIN FINAL (in) |      |      |     |     |       |       |
|------------|-------------|------|-------|-------|------|-------------------------|-------|-------|-------|-------|-----------------|------|------|-----|-----|-------|-------|
|            | Time        | Min  | Time  | Max   | Avg  | Time                    | Min   | Time  | Max   | Avg   | Time            | Min  | Time | Max | Avg | Total | Total |
| 10/01/2021 | 05:15       | 4.31 | 08:45 | 5.43  | 4.88 | 05:15                   | 0.604 | 08:45 | 1.048 | 0.815 | 0.815           | -    |      |     |     |       |       |
| 10/02/2021 | 03:40       | 4.12 | 09:55 | 5.31  | 4.66 | 03:35                   | 0.540 | 09:55 | 1.030 | 0.736 | 0.736           | -    |      |     |     |       |       |
| 10/03/2021 | 07:00       | 3.60 | 20:55 | 5.20  | 4.51 | 05:45                   | 0.386 | 20:50 | 0.954 | 0.701 | 0.701           | 0.24 |      |     |     |       |       |
| 10/04/2021 | 13:35       | 4.85 | 23:00 | 21.07 | 7.47 | 13:35                   | 0.829 | 06:40 | 3.543 | 1.496 | 1.496           | 2.01 |      |     |     |       |       |
| 10/05/2021 | 04:40       | 4.88 | 01:55 | 6.75  | 5.48 | 04:40                   | 0.774 | 01:50 | 1.701 | 1.064 | 1.064           | 0.14 |      |     |     |       |       |
| 10/06/2021 | 04:50       | 4.89 | 11:05 | 5.78  | 5.31 | 04:50                   | 0.800 | 20:30 | 1.178 | 0.980 | 0.980           | -    |      |     |     |       |       |
| 10/07/2021 | 03:50       | 4.56 | 21:20 | 5.54  | 5.11 | 05:45                   | 0.671 | 18:35 | 1.106 | 0.903 | 0.903           | -    |      |     |     |       |       |
| 10/08/2021 | 03:00       | 4.35 | 11:50 | 5.44  | 4.98 | 05:50                   | 0.619 | 09:40 | 1.075 | 0.859 | 0.859           | -    |      |     |     |       |       |
| 10/09/2021 | 05:30       | 4.22 | 11:20 | 5.34  | 4.81 | 05:25                   | 0.576 | 10:25 | 1.042 | 0.802 | 0.802           | -    |      |     |     |       |       |
| 10/10/2021 | 06:35       | 3.42 | 11:10 | 5.31  | 4.67 | 06:35                   | 0.424 | 11:40 | 1.014 | 0.756 | 0.756           | -    |      |     |     |       |       |
| 10/11/2021 | 07:05       | 3.80 | 15:35 | 5.47  | 4.83 | 07:05                   | 0.500 | 15:35 | 1.119 | 0.812 | 0.812           | -    |      |     |     |       |       |
| 10/12/2021 | 05:05       | 4.28 | 09:45 | 5.45  | 4.99 | 05:00                   | 0.592 | 22:30 | 1.054 | 0.854 | 0.854           | -    |      |     |     |       |       |
| 10/13/2021 | 02:55       | 4.23 | 19:30 | 5.57  | 4.91 | 02:50                   | 0.594 | 09:05 | 1.121 | 0.836 | 0.836           | 0.01 |      |     |     |       |       |
| 10/14/2021 | 02:50       | 4.25 | 21:35 | 5.57  | 4.86 | 02:50                   | 0.569 | 21:35 | 1.128 | 0.805 | 0.805           | -    |      |     |     |       |       |
| 10/15/2021 | 05:00       | 3.66 | 19:45 | 5.23  | 4.78 | 05:00                   | 0.457 | 19:45 | 0.977 | 0.796 | 0.796           | -    |      |     |     |       |       |
| 10/16/2021 | 03:05       | 4.12 | 23:55 | 7.44  | 4.84 | 03:05                   | 0.562 | 23:55 | 1.498 | 0.821 | 0.821           | 0.36 |      |     |     |       |       |
| 10/17/2021 | 05:20       | 3.59 | 00:00 | 8.74  | 4.89 | 05:25                   | 0.443 | 00:05 | 2.273 | 0.835 | 0.835           | 0.07 |      |     |     |       |       |
| 10/18/2021 | 03:10       | 3.28 | 14:05 | 5.40  | 4.76 | 03:10                   | 0.384 | 19:55 | 1.083 | 0.786 | 0.786           | -    |      |     |     |       |       |
| 10/19/2021 | 04:45       | 4.08 | 21:25 | 5.37  | 4.81 | 04:40                   | 0.537 | 21:25 | 1.012 | 0.805 | 0.805           | -    |      |     |     |       |       |
| 10/20/2021 | 03:05       | 3.74 | 20:20 | 5.42  | 4.78 | 03:00                   | 0.474 | 20:15 | 1.079 | 0.789 | 0.789           | -    |      |     |     |       |       |
| 10/21/2021 | 04:00       | 3.88 | 09:10 | 5.48  | 4.78 | 05:05                   | 0.498 | 09:05 | 1.035 | 0.790 | 0.790           | -    |      |     |     |       |       |
| 10/22/2021 | 05:05       | 4.28 | 11:00 | 5.26  | 4.89 | 05:10                   | 0.540 | 10:55 | 0.992 | 0.823 | 0.823           | -    |      |     |     |       |       |
| 10/23/2021 | 04:55       | 4.25 | 12:00 | 5.45  | 4.80 | 04:40                   | 0.589 | 12:00 | 1.052 | 0.788 | 0.788           | -    |      |     |     |       |       |
| 10/24/2021 | 06:25       | 3.62 | 12:40 | 5.33  | 4.60 | 06:15                   | 0.440 | 13:30 | 1.015 | 0.719 | 0.719           | -    |      |     |     |       |       |
| 10/25/2021 | 01:05       | 3.73 | 06:25 | 10.03 | 5.32 | 02:15                   | 0.471 | 06:35 | 2.653 | 0.992 | 0.992           | 0.72 |      |     |     |       |       |
| 10/26/2021 | 03:15       | 4.20 | 07:20 | 12.68 | 5.56 | 03:10                   | 0.576 | 07:30 | 3.068 | 1.104 | 1.104           | 0.86 |      |     |     |       |       |
| 10/27/2021 | 07:00       | 4.74 | 21:05 | 5.68  | 5.24 | 06:55                   | 0.742 | 21:00 | 1.147 | 0.963 | 0.963           | 0.11 |      |     |     |       |       |
| 10/28/2021 | 04:40       | 4.82 | 08:55 | 5.48  | 5.18 | 04:10                   | 0.770 | 08:00 | 1.078 | 0.927 | 0.927           | -    |      |     |     |       |       |
| 10/29/2021 | 05:00       | 4.29 | 19:35 | 5.47  | 4.94 | 05:00                   | 0.584 | 09:15 | 1.043 | 0.839 | 0.839           | -    |      |     |     |       |       |
| 10/30/2021 | 06:55       | 4.40 | 20:30 | 16.79 | 5.94 | 06:50                   | 0.639 | 20:45 | 2.778 | 1.139 | 1.139           | 0.93 |      |     |     |       |       |
| 10/31/2021 | 23:50       | 5.01 | 06:30 | 22.18 | 6.64 | 23:50                   | 0.831 | 06:50 | 2.923 | 1.235 | 1.235           | 0.58 |      |     |     |       |       |

10/01/2021 00:00 - 10/31/2021 23:59

|         | DFINAL (in) | QFINAL (MGD - Total MG) | RAIN FINAL (in) |
|---------|-------------|-------------------------|-----------------|
| Total   |             | 27.570                  | 6.03            |
| Average | 5.10        | 0.889                   |                 |

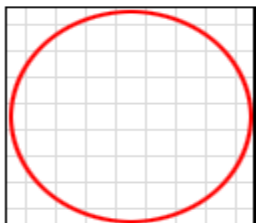
SITE INFORMATION

| Percent Uptime |     |
|----------------|-----|
| RAINFALL (in)  | 100 |
|                |     |
|                |     |

# Hydrograph Report

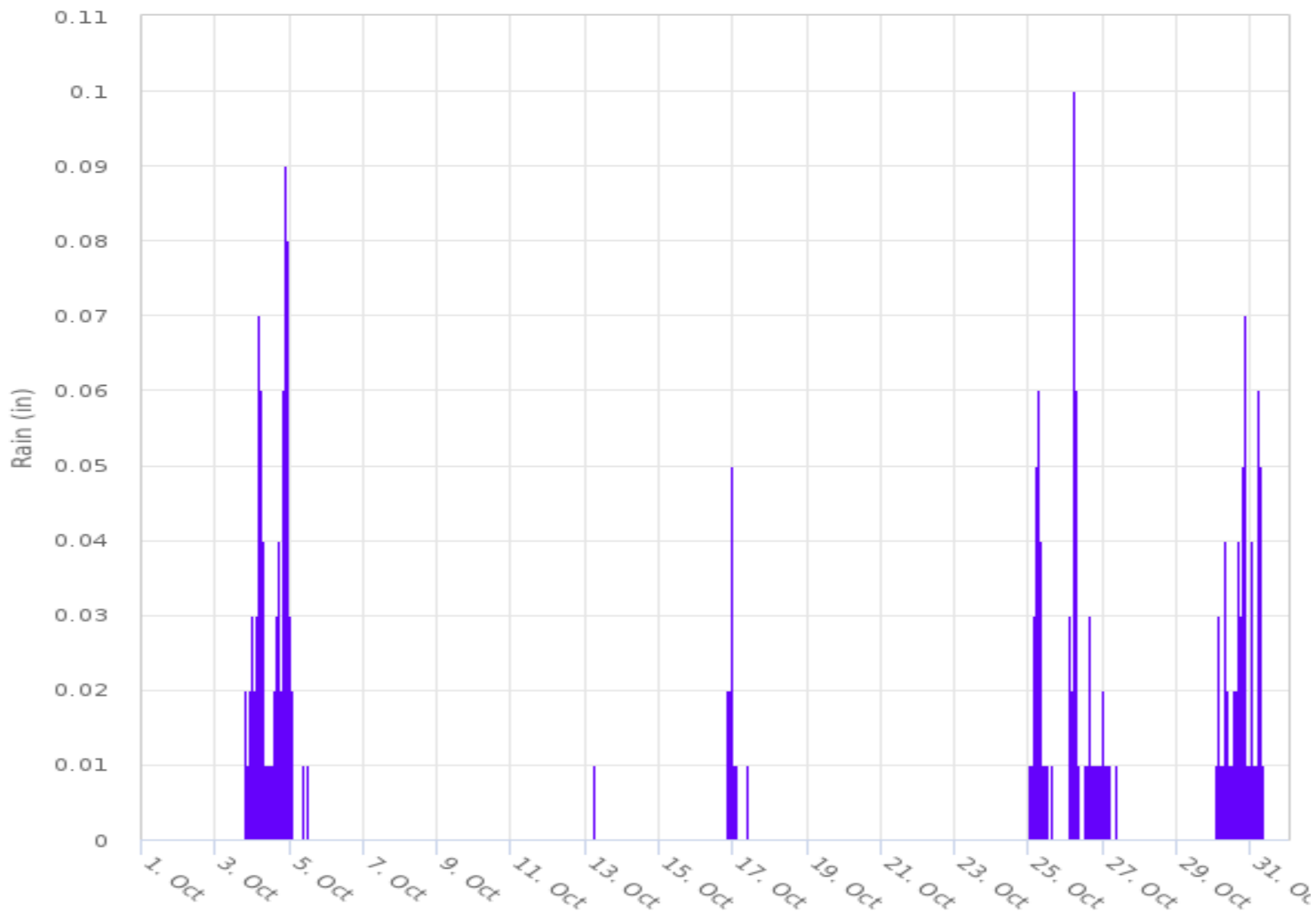
RG1

Rain Gauge  
**RG1**



Report Period  
10/01/2021  
To  
10/31/2021

Legend  
— DFINAL  
— QFINAL  
— RAIN FINAL



## Daily Tabular Report

10/01/2021 00:00 - 10/31/2021 23:59

RG1RainGauge: Unknown (0 H x 0 W), Silt0.00

| Date       | DFINAL (in) |     |      |     |     |      |     |      |     |     | QFINAL (MGD - Total MG) |     |      |     |     | RAIN FINAL (in) |       |
|------------|-------------|-----|------|-----|-----|------|-----|------|-----|-----|-------------------------|-----|------|-----|-----|-----------------|-------|
|            | Time        | Min | Time | Max | Avg | Time | Min | Time | Max | Avg | Time                    | Min | Time | Max | Avg | Total           | Total |
| 10/01/2021 | -           | -   | -    | -   | -   | -    | -   | -    | -   | -   | -                       | -   | -    | -   | -   | -               | -     |
| 10/02/2021 | -           | -   | -    | -   | -   | -    | -   | -    | -   | -   | -                       | -   | -    | -   | -   | -               | -     |
| 10/03/2021 | -           | -   | -    | -   | -   | -    | -   | -    | -   | -   | -                       | -   | -    | -   | -   | -               | 0.24  |
| 10/04/2021 | -           | -   | -    | -   | -   | -    | -   | -    | -   | -   | -                       | -   | -    | -   | -   | -               | 2.01  |
| 10/05/2021 | -           | -   | -    | -   | -   | -    | -   | -    | -   | -   | -                       | -   | -    | -   | -   | -               | 0.14  |
| 10/06/2021 | -           | -   | -    | -   | -   | -    | -   | -    | -   | -   | -                       | -   | -    | -   | -   | -               | -     |
| 10/07/2021 | -           | -   | -    | -   | -   | -    | -   | -    | -   | -   | -                       | -   | -    | -   | -   | -               | -     |
| 10/08/2021 | -           | -   | -    | -   | -   | -    | -   | -    | -   | -   | -                       | -   | -    | -   | -   | -               | -     |
| 10/09/2021 | -           | -   | -    | -   | -   | -    | -   | -    | -   | -   | -                       | -   | -    | -   | -   | -               | -     |
| 10/10/2021 | -           | -   | -    | -   | -   | -    | -   | -    | -   | -   | -                       | -   | -    | -   | -   | -               | -     |
| 10/11/2021 | -           | -   | -    | -   | -   | -    | -   | -    | -   | -   | -                       | -   | -    | -   | -   | -               | -     |
| 10/12/2021 | -           | -   | -    | -   | -   | -    | -   | -    | -   | -   | -                       | -   | -    | -   | -   | -               | -     |
| 10/13/2021 | -           | -   | -    | -   | -   | -    | -   | -    | -   | -   | -                       | -   | -    | -   | -   | -               | 0.01  |
| 10/14/2021 | -           | -   | -    | -   | -   | -    | -   | -    | -   | -   | -                       | -   | -    | -   | -   | -               | -     |
| 10/15/2021 | -           | -   | -    | -   | -   | -    | -   | -    | -   | -   | -                       | -   | -    | -   | -   | -               | -     |
| 10/16/2021 | -           | -   | -    | -   | -   | -    | -   | -    | -   | -   | -                       | -   | -    | -   | -   | -               | 0.36  |
| 10/17/2021 | -           | -   | -    | -   | -   | -    | -   | -    | -   | -   | -                       | -   | -    | -   | -   | -               | 0.07  |
| 10/18/2021 | -           | -   | -    | -   | -   | -    | -   | -    | -   | -   | -                       | -   | -    | -   | -   | -               | -     |
| 10/19/2021 | -           | -   | -    | -   | -   | -    | -   | -    | -   | -   | -                       | -   | -    | -   | -   | -               | -     |
| 10/20/2021 | -           | -   | -    | -   | -   | -    | -   | -    | -   | -   | -                       | -   | -    | -   | -   | -               | -     |
| 10/21/2021 | -           | -   | -    | -   | -   | -    | -   | -    | -   | -   | -                       | -   | -    | -   | -   | -               | -     |
| 10/22/2021 | -           | -   | -    | -   | -   | -    | -   | -    | -   | -   | -                       | -   | -    | -   | -   | -               | -     |
| 10/23/2021 | -           | -   | -    | -   | -   | -    | -   | -    | -   | -   | -                       | -   | -    | -   | -   | -               | -     |
| 10/24/2021 | -           | -   | -    | -   | -   | -    | -   | -    | -   | -   | -                       | -   | -    | -   | -   | -               | -     |
| 10/25/2021 | -           | -   | -    | -   | -   | -    | -   | -    | -   | -   | -                       | -   | -    | -   | -   | -               | 0.72  |
| 10/26/2021 | -           | -   | -    | -   | -   | -    | -   | -    | -   | -   | -                       | -   | -    | -   | -   | -               | 0.86  |
| 10/27/2021 | -           | -   | -    | -   | -   | -    | -   | -    | -   | -   | -                       | -   | -    | -   | -   | -               | 0.11  |
| 10/28/2021 | -           | -   | -    | -   | -   | -    | -   | -    | -   | -   | -                       | -   | -    | -   | -   | -               | -     |
| 10/29/2021 | -           | -   | -    | -   | -   | -    | -   | -    | -   | -   | -                       | -   | -    | -   | -   | -               | -     |
| 10/30/2021 | -           | -   | -    | -   | -   | -    | -   | -    | -   | -   | -                       | -   | -    | -   | -   | -               | 0.93  |
| 10/31/2021 | -           | -   | -    | -   | -   | -    | -   | -    | -   | -   | -                       | -   | -    | -   | -   | -               | 0.58  |

10/01/2021 00:00 - 10/31/2021 23:59

|         | DFINAL (in) |  | QFINAL (MGD - Total MG) | RAIN FINAL (in) |
|---------|-------------|--|-------------------------|-----------------|
| Total   |             |  |                         | 6.03            |
| Average |             |  |                         |                 |